



May 2017 - 1st Destination Survey Results

Bill Fletcher, Director & Michael Dowd, Survey Assistant
Career Development Center

Overview

The May 2017 survey is the fifth year of using the *1st Destination Survey* format. The response rate for bachelor degrees dropped to 17.4%. The response rate for graduate degrees also dropped to 21.3%. Because of the low response rate, caution should be used in any analysis of the data.

Year-Degree	Plans in Place	Still Seeking	Response Rate
May 2017 - Bachelor	72.2%	24.7%	17.4%
May 2016 - Bachelor	63.9%	32.5%	23.9%
May 2015 - Bachelor	70.8%	27.2%	17.3%
May 2014 - Bachelor	61.3%	35.7%	26.7%
May 2013 - Bachelor	75.1%	21.7%	12.6%

Year-Degree	Plans in Place	Still Seeking	Response Rate
May 2017 - Graduate	69.9%	27.5%	21.3%
May 2016 - Graduate	71.5%	28.6%	24.2%
May 2015 - Graduate	69.1%	29.9%	23.0%
May 2014 - Graduate	73.1%	24.4%	20.2%
May 2013 - Graduate	84.2%	13.2%	7.6%

Survey Administration

Three email surveys are sent using Emma Email Marketing. The first survey goes to students who had applied for graduation with the Registrar's Office. The second and third surveys go to students on the Registrar's official list of graduates. Graduates' primary and secondary email addresses are used. The survey is open on the *1DS* website for three months.

Please note the following when using this data:

1. Respondents to the first survey who did not graduate are *not* removed from the results.
2. Graduates self-report their major, which is often incorrect, so the results may not match Banner.
3. In the case of multiple responses, only the most recent responses are counted using the last time-stamped entry.
4. Dual majors are counted twice, once for each major. Total responses reflect the number of majors, not graduates.

Response Rate

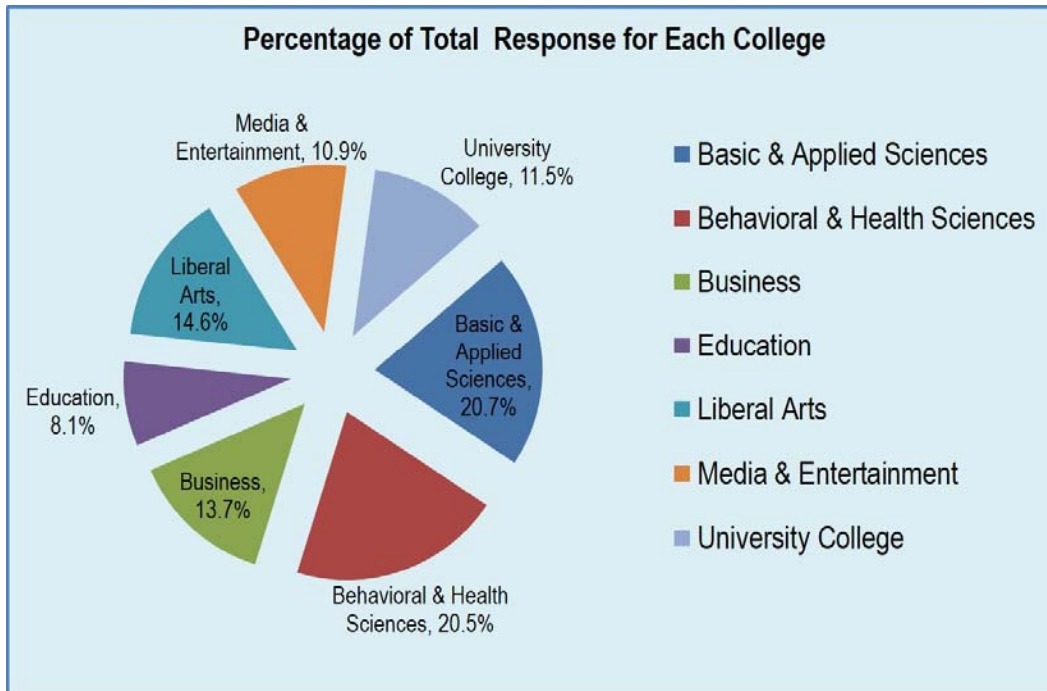
A total of 436 majors responded to the survey, (baccalaureate and graduate). Three hundred fifty-seven (357) out of 2,049 bachelor degree majors responded and 79 of the 371 graduate degree majors responded. Combined, this represents a 18.0% response rate.

Majors	1DS Responses	Total # Majors	Response Rate
Majors - Bachelor	357	2,049	17.4%
Majors - Graduate	79	371	21.3%
All Majors	436	2,420	18.0%

The rest of this report provides the results broken out by bachelor degrees followed by graduate degrees.

Overall Bachelor Major Results

The chart below represents the percentage of total bachelor major responses from each college.



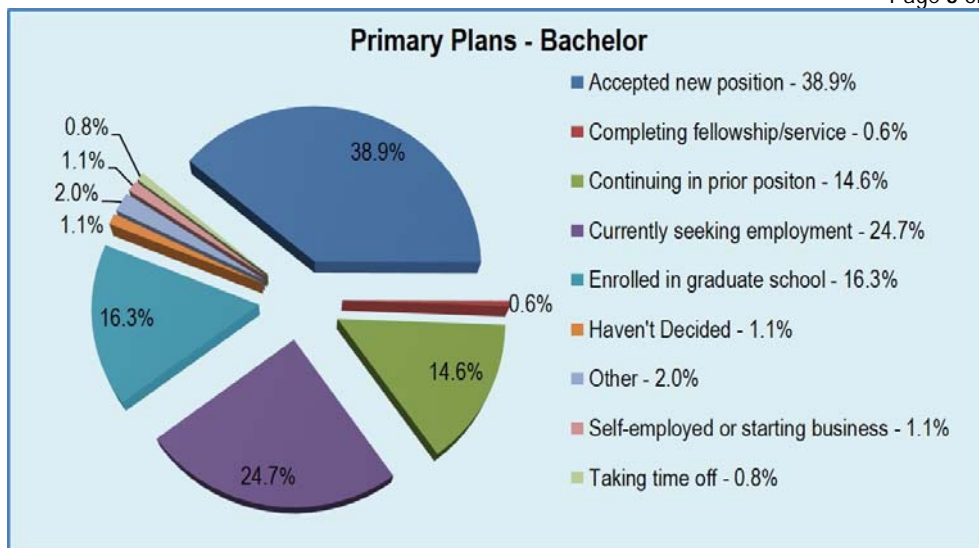
The chart below represents the response rate by college, based upon the number of bachelor degree majors awarded by each college.

College	1DS Responses	Bachelor Majors	Response Rate
Basic and Applied Sciences	74	385	19.2%
Behavioral and Health Sciences	73	489	14.9%
Business	49	268	18.3%
Education	29	116	25.0%
Liberal Arts	52	308	16.9%
Media & Entertainment	39	252	15.5%
University College	41	231	17.7%
Total Bachelor Degrees/Majors	357	2,049	17.4%

This chart represents the primary plans for the upcoming year for bachelor degree recipients.

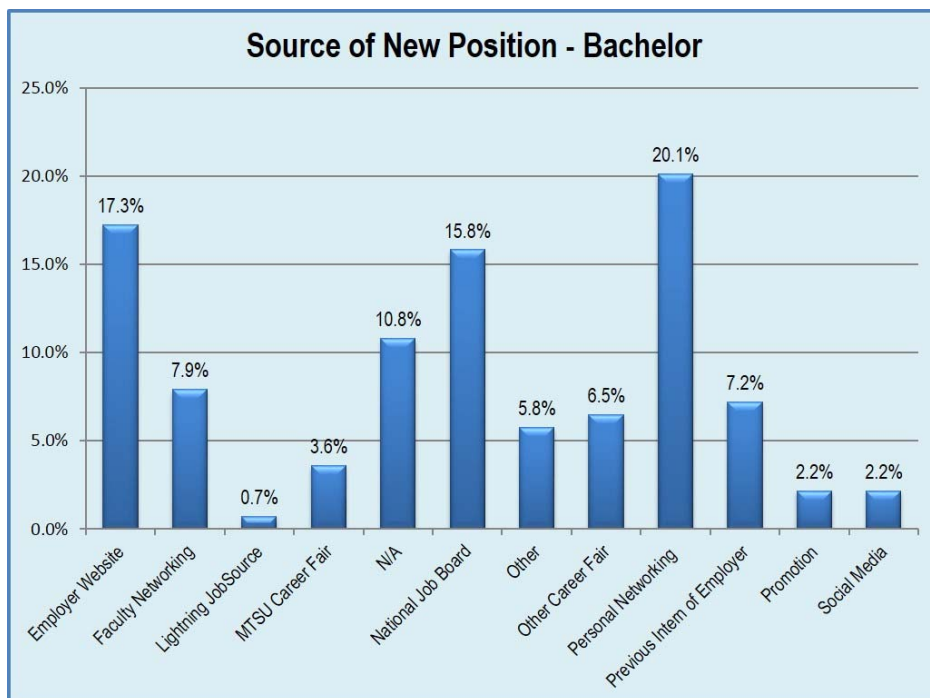
At the conclusion of the survey period, 24.7% were still seeking employment. Another 1.1% had yet to decide on a plan; and 2.0% selected the Other category.

The remaining 72.2% of the graduating class had plans implemented.*

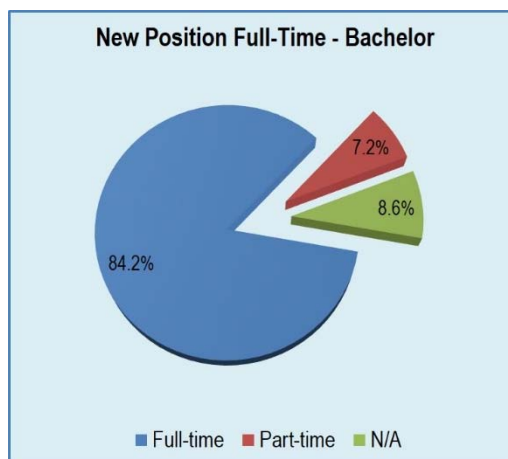
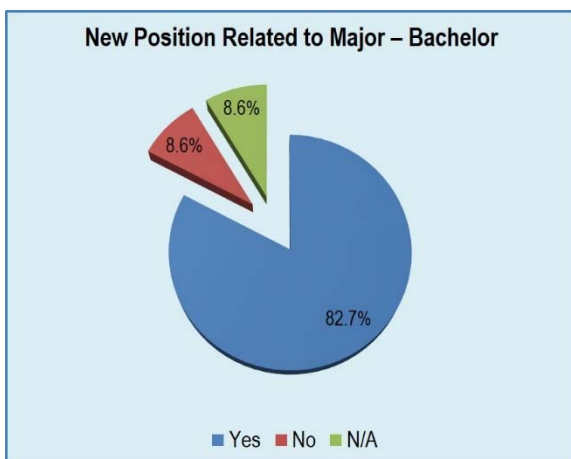


* May not equal 100 percent due to rounding

The chart to the right illustrates how new bachelor positions were secured. The top three sources are Personal Networking, Employer Website, and National Job Board.

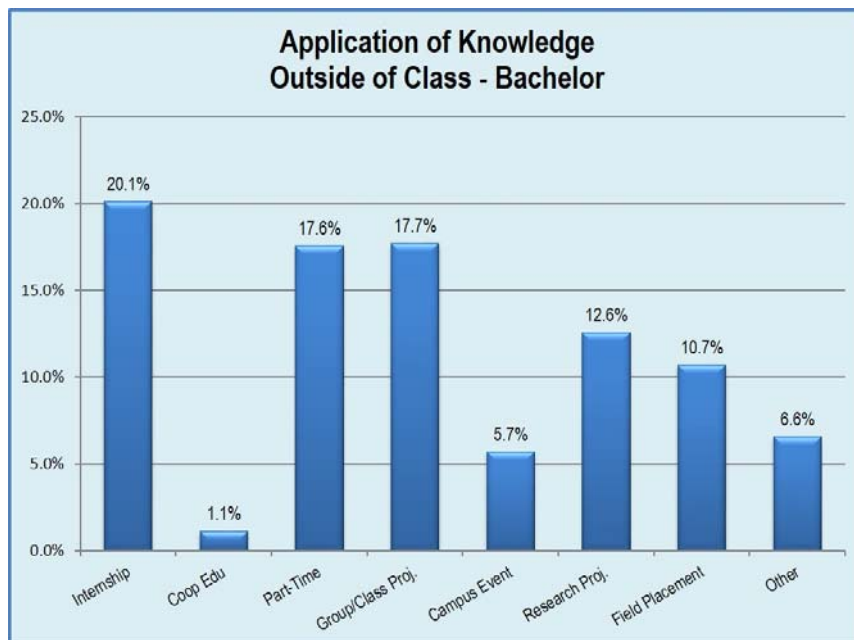



The charts below show that, 115 respondents, or 82.7%, indicated their new position was related to their major and 117 respondents, or 84.2%, of the positions were full-time.



Application of Knowledge Outside of Class

Have you had the opportunity to apply your academic knowledge outside of class? Respondents were able to select as many as applied to their situation. Three-hundred two (302) respondents, or 84.6%, applied their knowledge outside of class in one or more ways.



Employers for New Employment

Of the 139 reporting a Full-Time New Position as their primary plan, 110 listed the name of their employer:

Employer	Major	Number
247Sports	Accounting	1
Abel McCallister Designs	Theatre	1
Accenture	Criminal Justice Administration	1
Aramark	Criminal Justice Administration	1
Big Deal Music Group	Biology	1
Big Deal Music group	Information Systems	1
Blue Cross Blue Shield of Tennessee	Professional Studies (RODP)	1
Broadcast Music Inc.	Special Education	1
Brookdale Senior Living	Recording Industry: Music Business	1
Capital One	Recording Industry: Audio Production	1
Cargill	Theatre	1
CAT Financial	Liberal Studies (RODP)	1
Centerstone	Criminal Justice Administration	1
Cerner	Animal Science	1
Chattanooga Sports Medicine and Orthopedics	Marketing	1
Christiana Elementary School	Organizational Communications	1
Cigna	English	1
Coffee County Board of Education	Business Administration	1
Collaboration Studio	Professional Studies (RODP)	1
Collaborative Studio	Liberal Arts (University Studies)	1
Collaborative Studio	Liberal Studies (RODP)	1
Colorado State University	Liberal Studies (RODP)	1
Colorado State University	Information Systems	1
Comdata	Biology	1
Community Health Systems	Mass Communication: Photography	1

Employer	Major	Number
Copperhead Environmental Consulting	Biology	1
Department of Children's Services	Liberal Arts (University Studies)	1
Department of Health	Recording Industry: Music Business	1
Department of Veterans Affairs	Biology	1
Dialysis Clinic Inc.	Psychology	1
EFC Systems	Computer Science	1
Eventbrite	Mass Communication: Public Relations	1
Eventbrite	Integrated Studies	1
Federal Aviation Administration	Mass Communication: Media Mgmt.	1
FR Drake Co	Mass Communication: Public Relations	1
General Mills	English	1
Girl Scouts Heart of the South	Agribusiness	1
GS&F	Theatre	1
Hospital Corporation of America	Psychology	1
Hospital Corporation of America	Speech and Theatre: Speech-Lang. Path./Audiology	1
Hospital Corporation of America	Marketing	1
Hospital Corporation of America	Political Science	1
Houzz	Accounting	1
Kimpton Hotels	Theatre	1
Kroger	Business Administration	1
LEAD Public Schools (Southeast Location)	Plant and Soil Science	1
LifeWay Christian Resources	Family and Consumer Science	1
LifeWay Christian Resources	Liberal Arts (University Studies)	1
Macon County Chamber of Commerce	Nursing	1
Marshall County School Board	Liberal Studies (RODP)	1
Metro Nashville Public Schools	Management	1
Metro Nashville Public Schools	Exercise Science	1
Metro Nashville Public Schools	Nursing	1
Metro Nashville Public Schools	Liberal Studies (RODP)	1
Navihealth	Liberal Studies (RODP)	1
NetJets	Aerospace: Administration	1
NetJets	Aerospace: Flight Dispatch	1
NetJets	Biochemistry	1
Newell Brands	Recording Industry: Music Business	1
Next Moto Champion	Psychology	1
Oak Ridge National Laboratory	Business Administration	1
Optum	Liberal Studies (RODP)	1
Optum	Nursing	1
Parks Auction	Interdisciplinary Studies	1
Parkway Medical Group	Social Work	1
Penn National	Nutrition and Food Science	1
Purdue University	Liberal Studies (RODP)	1
Regions Bank	Psychology	1
Republic Finance	Finance: Insurance	1
Roane State Community College	Social Work	1
Rutherford County Board of Education	Mechatronics Engineering	1
Rutherford County Board of Education	Industrial Organizational Psychology	1
Rutherford County Board of Education	Exercise Science	1
Rutherford County Board of Education	Biology	1
Sarah Cannon	Business Administration	1
Service Source	Recording Industry: Music Business	1
Shiroki North America	Concrete Industry Management	1
SI Wireless	Special Education	1
Sony ATV Music Publishing LLC	Biology	1

Employer	Major	Number
Spectrum Health Services	Business Administration	1
Stewarts Creek High School	University Studies	1
StoneCrest Medical Center	Management	1
StoneCrest Medical Center	Industrial Organizational Psychology	1
Sumner County Board of Education	Liberal Studies (RODP)	1
Sun Hydraulics	Marketing	1
TennCare	Nursing	1
Tennessee Department of Health	Organizational Communications	1
Tennova	Mass Communication: Journalism	1
The Health Group McMinnville	Psychology	1
The State of Tennessee	Liberal Studies (RODP)	1
Total Quality Logistics	Global Studies	1
Total Quality Logistics	International Relations	1
Trousdale County	Psychology	1
Twigby	Social Work	1
U.S. Smokeless Tobacco Co.	Computer Science	1
Universal Logistics	Liberal Studies (RODP)	1
University of Mississippi	Recording Industry: Music Business	1
University of North Carolina at Greensboro	Computer Science	1
Vanderbilt	Recording Industry: Music Business	1
Vanderbilt Psychiatric	Liberal Studies (RODP)	1
Vanderbilt University Medical Center	Organizational Communications	1
Vanderbilt University Medical Center	Engineering Technology: Electro Mech Engr.	1
ViJon	Aerospace: Pro Pilot	1
VStar Entertainment - Paw Patrol Live	Aerospace: Pro Pilot	1
Wilson County Board of Education	Psychology	1
Wilson County Board of Education	Recording Industry: Music Business	1
WXXV-TV	Information Systems	1
Zeta Global	Nutrition and Food Science	1
Zeta Global	Geosciences	1
Zeta Global	Science	1
Total New Employment Acceptances		110

Location of New Employment

Of the 139 reporting a Full-Time New Position as their primary plan, 111 listed the location of their employment. The top cities are Nashville, TN with 40, followed by both Murfreesboro, TN and Smyrna, TN with 9.

- Antioch, TN (3)
- Boca Raton, FL
- Brentwood, TN (5)
- Chattanooga, TN (2)
- Christiana, TN
- Columbus, OH (4)
- Elk River, MN
- Fairbanks, AK (2)
- Fayetteville, TN
- Franklin, TN (5)
- Gordonsville, TN
- Greensboro, NC
- Gulfport, MS
- Hamilton, GA
- Harriman, TN
- Hartsville, TN
- Hermitage, TN
- Kansas City, MO
- Lafayette, TN
- Lewisburg, TN
- Manchester, TN
- McMinnville, TN
- Memphis, TN (3)
- Mt. Juliet, TN (2)
- Murfreesboro, TN (9)
- Nashville, TN (40)
- Oak Ridge, TN
- Oxford, MS
- Paintlick, KY
- Plano, TX
- Sarasota, FL
- Smyrna, TN (9)
- Tullahoma, TN (2)
- Washington D.C.
- Waynesboro, VA
- West Lafayette, IN
- White House, TN

Salary Averages of New Employment

Of the 139 reporting a Full-Time New Position as a primary plan, 103 reported their salary.

- Range: \$20,000 to \$85,000
- Average: \$42,783
- Midpoint: \$40,000
- Mode: \$40,000

Graduate and Professional School

Fifty-eight (58) graduates or 16.3% listed Graduate or Professional Schools as their primary plan. The following graduate and professional schools were reported:

- Auburn University: Speech Language Pathology
- Belmont University College of Law: Law
- Brigham Young University: Law
- East Tennessee State University: Public Health/Epidemiology
- Lipscomb University College of Pharmacy: Pharmacy
- Martin Gaines: Conducting
- Memphis School of Law: Juris Doctor
- Michigan State University: BioMolecular Sciences
- Middle Tennessee State University (2)
- Middle Tennessee State University: Chemistry
- Middle Tennessee State University: Clinical Psychology (2)
- Middle Tennessee State University: Computer Information Systems
- Middle Tennessee State University: Criminal Justice Administration
- Middle Tennessee State University: Economics
- Middle Tennessee State University: Family Nurse Practitioner (2)
- Middle Tennessee State University: Finance (2)
- Middle Tennessee State University: International Affairs
- Middle Tennessee State University: Leisure and Sports Management (2)
- Middle Tennessee State University: Liberal Arts
- Middle Tennessee State University: Library Science
- Middle Tennessee State University: Political Science
- Middle Tennessee State University: Quantitative Psychology
- Middle Tennessee State University: Security and Assurance
- Morehouse School of Medicine
- Nashville School of Law: Law
- Notre Dame College: International Relations and Intelligence Studies
- Nova Southeastern University: Clinical Psychology (2)
- Southern College of Optometry
- Trevecca Nazarene University: Management and Leadership
- Trevecca: Healthcare Administration
- University of Alabama in Huntsville: Cybersecurity in Computer Science
- University of Florida: Agronomy
- University of Kentucky: Veterinary Science (2)
- University of Memphis: Speech Language Pathology
- University of Mississippi: Communication Sciences & Disorders
- University of Tennessee Health Science Center: Pharmacology
- University of Tennessee: EBIP Social Work
- University of Tennessee: Law (2)
- University of Tennessee: Social Work
- University of Tennessee: Speech-Language Pathology
- Vanderbilt University Medical Center : Dietetics

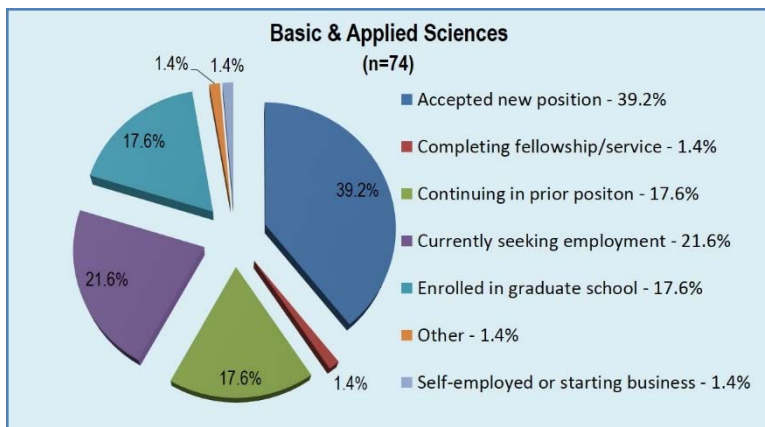
- Vanderbilt University: Civil Engineering concentration in Construction Management
- Vanderbilt University: Latin American Studies
- Volunteer State Community College: Diagnostic Medical Sonography (2)
- Walters State Community College: Nursing
- Washington State University: Nursing

College of Basic & Applied Sciences: Overview

This chart represents the primary plans for the upcoming year for bachelor degree recipients.

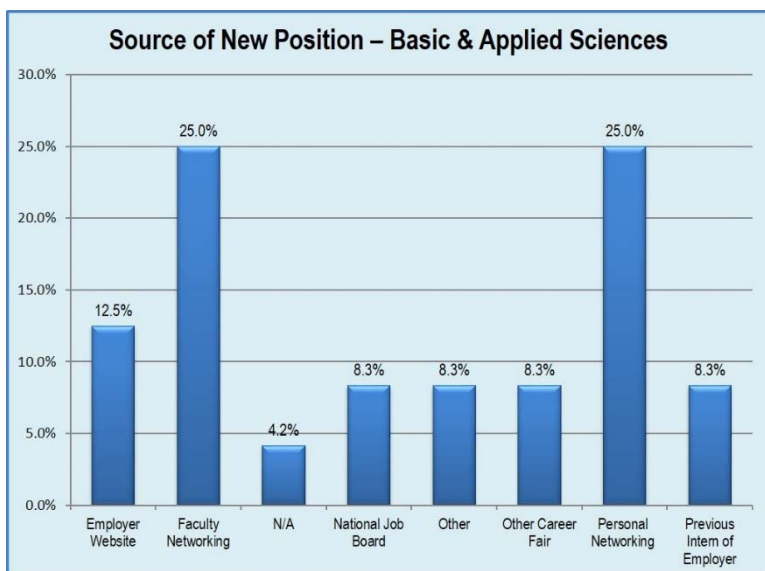
At the conclusion of the survey period, 21.6% were still seeking employment, and 1.4% selected the Other category.

The remaining 77.0% of the graduating class had plans implemented.*

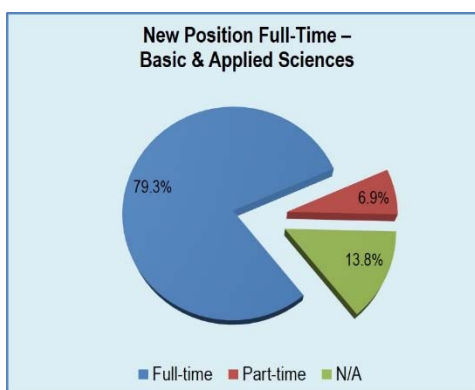
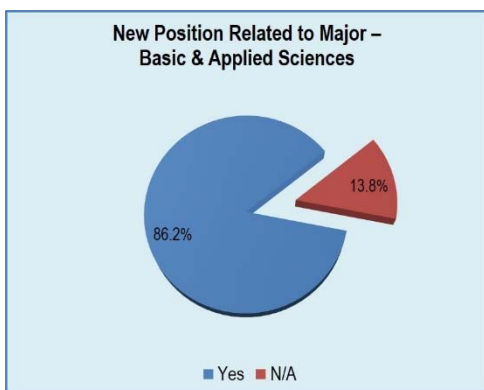


*May not equal 100 percent due to rounding

The chart to the right illustrates how new positions were secured. The top sources were Faculty Networking, Personal Networking, and Employer Website.

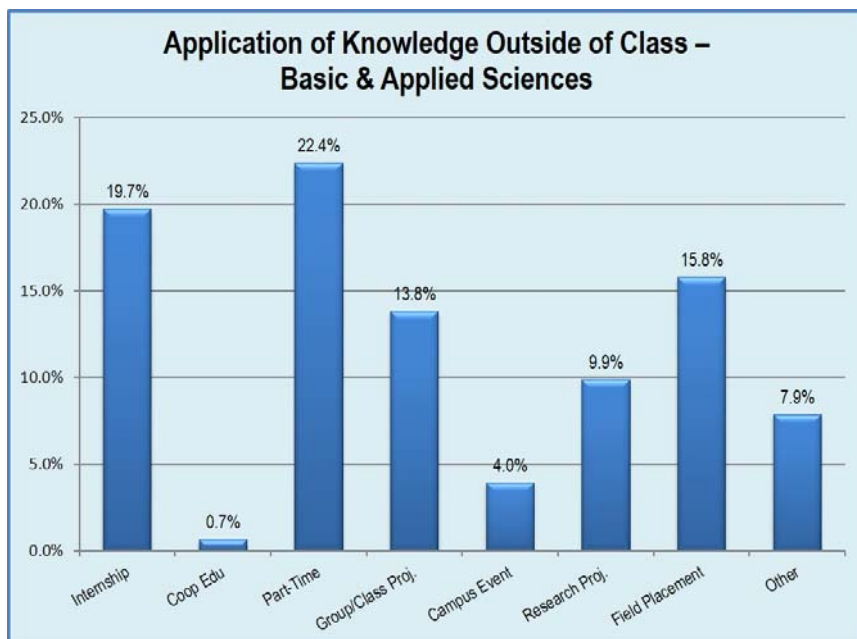
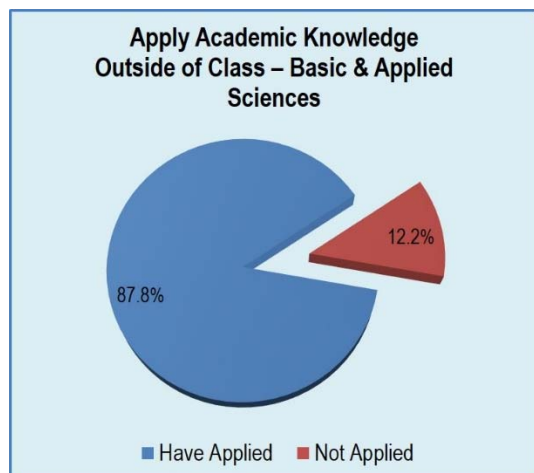


The charts below show that 25 respondents, or 86.2%, indicated their new position was related to their major, and 23 of the positions, or 79.3%, were full-time.



Application of Knowledge Outside of Class - BAS

Have you had the opportunity to apply your academic knowledge outside of class? Check all that apply. Sixty-five (65) respondents, or 87.8%, applied their knowledge outside of class in one or more ways.



Employers for New Employment - BAS

Of the 23 reporting a Full-Time New Position as their primary plan, 22 listed the name of their employer:

Employer	Major	Number
Big Deal Music Group	Biology	1
Cerner	Animal Science	1
Comdata	Biology	1
Copperhead Environmental Consulting	Biology	1
Department of Veterans Affairs	Biology	1
EFC Systems	Computer Science	1
Girl Scouts Heart of the South	Agribusiness	1
LEAD Public Schools (Southeast Location)	Plant and Soil Science	1
NetJets	Aerospace: Administration	1
NetJets	Aerospace: Flight Dispatch	1
NetJets	Biochemistry	1
Rutherford County Schools	Biology	1
Rutherford County Schools	Mechatronics Engineering	1
Shiroki North America	Concrete Industry Management	1
Sony ATV Music Publishing LLC	Biology	1
U.S. Smokeless Tobacco Co.	Computer Science	1
University of North Carolina at Greensboro	Computer Science	1
Vanderbilt University Medical Center	Engineering Technology: Electro Mech Engr.	1
ViJon	Aerospace: Pro Pilot	1
VStar Entertainment - Paw Patrol Live	Aerospace: Pro Pilot	1
Zeta Global	Geosciences	1
Zeta Global	Science	1
Total Job Offers Accepted		22

Location of New Employment – BAS

Of the 23 reporting a Full-Time New Position as their primary plan, 21 listed the location of their employment:

- Brentwood, TN (2)
- Columbus, OH (3)
- Gordonsville, TN
- Greensboro, NC
- Kansas City, MO
- Memphis, TN
- Murfreesboro, TN
- Nashville, TN (7)
- Paintlick, KY
- Smyrna, TN (3)

Salary Averages for New Employment – BAS

Of the 23 reporting a Full-Time New Position as their primary plan, 21 reported their salary. The following is a breakdown by major for majors with 2 or more salaries reported:

Major: Concentration	College	Number	Mode	Minimum	Midpoint	Maximum	Average
Aerospace: Pro Pilot	BAS	2	-	\$31,250	-	\$47,000	\$39,125
Biology	BAS	6	\$40,000	\$28,600	\$39,000	\$42,000	\$36,433
Computer Science	BAS	3	-	\$36,500	\$43,300	\$63,000	\$47,600

Graduate School – BAS

Of the 13 reporting Graduate & Professional School as their primary plan, all listed their program:

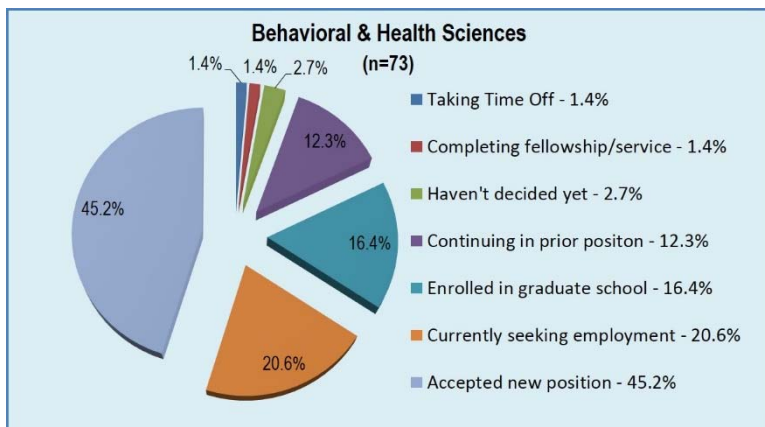
- Brigham Young University: Law
- Lipscomb University College of Pharmacy: Pharmacy
- Middle Tennessee State University: Clinical Psychology
- Middle Tennessee State University: Finance
- Middle Tennessee State University: Leisure and Sports Management
- Middle Tennessee State University: Library Science
- Middle Tennessee State University: Nursing
- Middle Tennessee State University: Political Science
- Middle Tennessee State University
- Trevecca: Healthcare Administration
- University of Memphis: Speech Language Pathology
- University of Tennessee: Social Work
- University of Tennessee: Speech Language Pathology

College of Behavioral & Health Sciences: Overview

This chart represents the primary plans for the upcoming year for bachelor degree recipients.

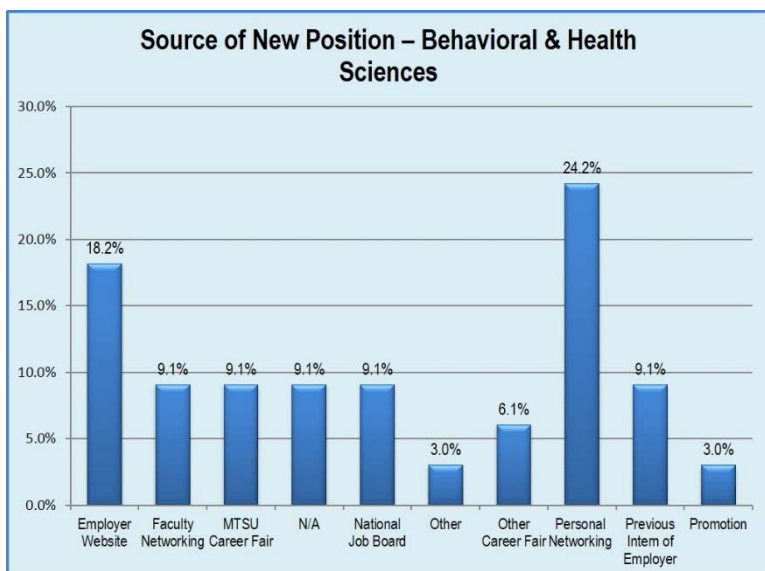
At the conclusion of the survey period, 20.6% were still seeking employment, and 2.7% had yet to decide on a plan.

The remaining 76.7% of the graduating class had plans implemented.*

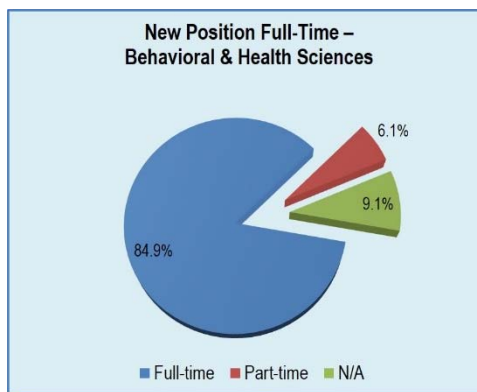
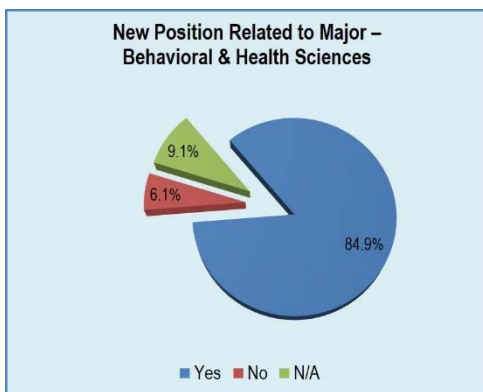


*May not equal 100 percent due to rounding

The chart to the right illustrates how new positions were secured. The top sources were Personal Networking and Employer Website.

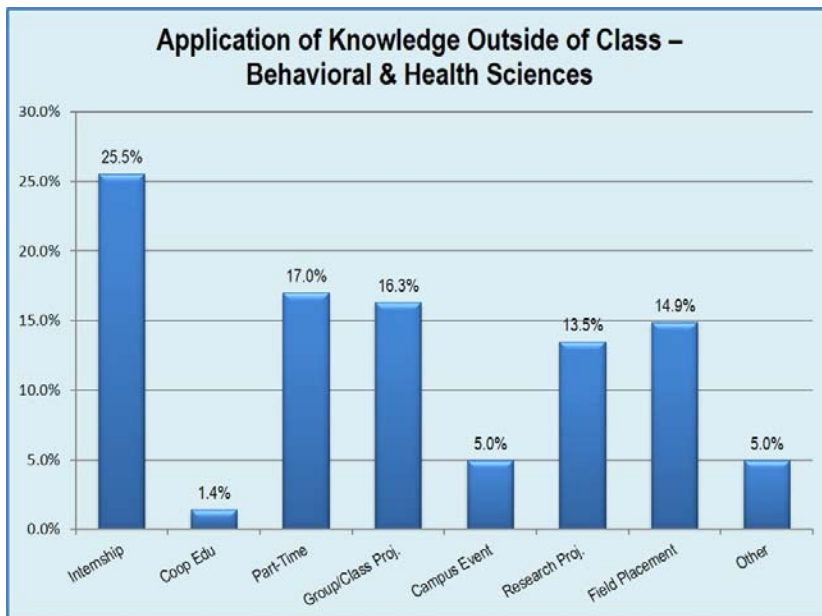
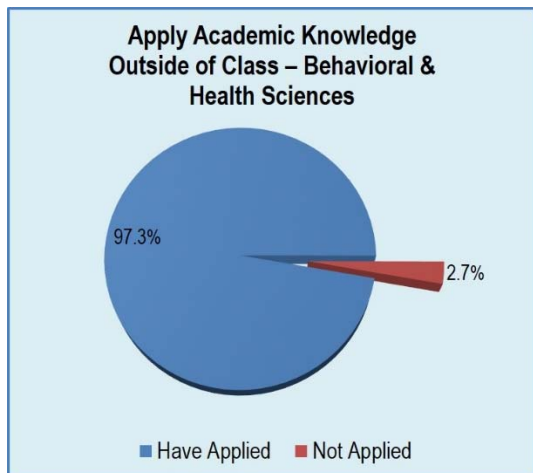


The charts below show that 28 respondents, or 84.9%, indicated their new position was related to their major, and 28 of the positions, or 84.9%, were full-time.



Application of Knowledge Outside of Class - BHS

Have you had the opportunity to apply your academic knowledge outside of class? Check all that apply. Seventy-one (71) respondents, or 97.3%, applied their knowledge outside of class in one or more ways.



Employers for New Employment – BHS

Of the 28 reporting a Full-Time New Position as their primary plan, 25 listed the name of their employer:

Employer	Major	Number
Accenture	Criminal Justice Administration	1
Aramark	Criminal Justice Administration	1
Centerstone	Criminal Justice Administration	1
Dialysis Clinic Inc.	Psychology	1
Hospital Corporation of America	Speech and Theatre: Speech-Lang. Path./Audiology	1
Hospital Corporation of America	Psychology	1
LifeWay Christian Resources	Family and Consumer Science	1
Macon County Chamber of Commerce	Nursing	1
Metro Nashville Public Schools	Nursing	1
Metro Nashville Public Schools	Exercise Science	1
Next Moto Champion	Psychology	1
Optum	Nursing	1
Parkway Medical Group	Social Work	1
Penn National	Nutrition and Food Science	1
Regions Bank	Psychology	1
Roane State Community College	Social Work	1
Rutherford County Board of Education	Industrial Organizational Psychology	1
Rutherford County Board of Education	Exercise Science	1
StoneCrest Medical Center	Industrial Organizational Psychology	1
TennCare	Nursing	1
The Health Group McMinnville	Psychology	1
Trousdale County	Psychology	1
Twigby	Social Work	1
Wilson County Board of Education	Psychology	1
Zeta Global	Nutrition and Food Science	1
Total Job Offers Accepted		25

Location of New Employment – BHS

Of the 28 reporting a Full-Time New Position as their primary plan, 26 listed the location of their employment:

- Antioch, TN (2)
- Brentwood, TN
- Fayetteville, TN
- Franklin, TN (2)
- Harriman, TN
- Hartsville, TN
- Lafayette, TN
- McMinnville, TN
- Mt. Juliet, TN
- Murfreesboro, TN (3)
- Nashville, TN (8)
- Smyrna, TN (2)
- Tullahoma, TN
- Washington D.C.

Salary Averages for New Employment – BHS

Of the 28 reporting a Full-Time New Position as their primary plan, 26 reported their salary. The following is a breakdown by major for majors with 2 or more salaries reported:

Major: Concentration	College	Number	Mode	Minimum	Midpoint	Maximum	Average
Criminal Justice Administration	BHS	3	-	\$32,000	\$35,360	\$38,000	\$35,120
Exercise Science	BHS	2	-	\$38,207	-	\$41,300	\$39,754
Industrial/Organizational Psychology	BHS	2	-	\$38,200	-	\$43,290	\$40,745
Nursing	BHS	4	-	\$30,000	\$41,677	\$68,000	\$45,338
Nutrition and Food Science	BHS	2	-	\$37,000	-	\$50,000	\$43,500
Psychology	BHS	7	-	\$32,000	\$40,000	\$82,000	\$48,177
Social Work	BHS	3	-	\$34,000	\$51,585	\$85,000	\$56,862

Graduate School – BHS

Of the 12 reporting Graduate & Professional School as their primary plan, 11 listed their program:

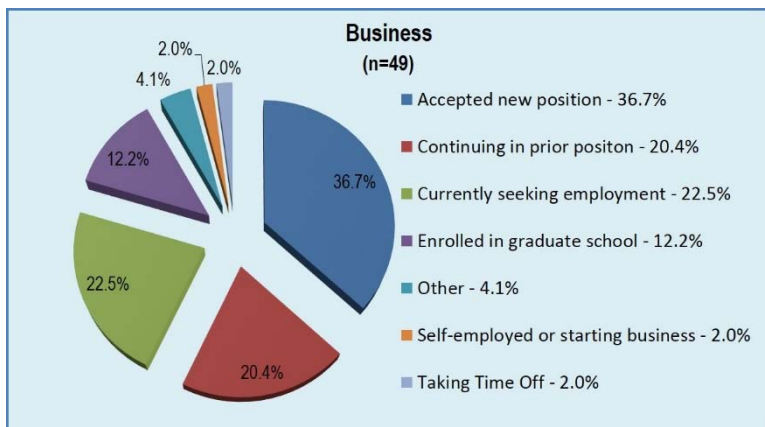
- Belmont University College of Law: Law
- Middle Tennessee State University: Clinical Psychology
- Middle Tennessee State University: Economics
- Middle Tennessee State University: Liberal Arts
- Middle Tennessee State University: Quantitative Psychology
- Middle Tennessee State University
- University of Alabama in Huntsville: Computer Science
- University of Mississippi: Communication Sciences & Disorders
- University of Tennessee: Pharmacology
- Vanderbilt University: Civil Engineering
- Washington State University: Nursing

College of Business: Overview

This chart represents the primary plans for the upcoming year for bachelor degree recipients.

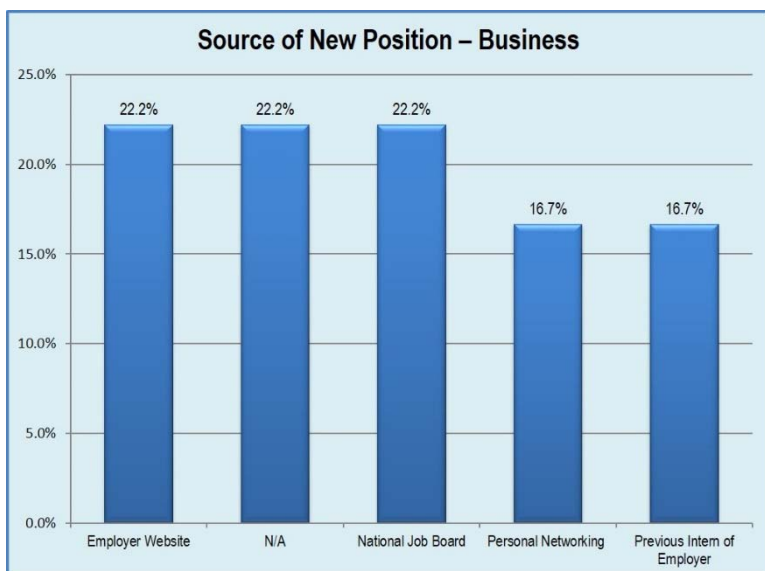
At the conclusion of the survey period, 22.5% were still seeking employment, and 4.1% selected the Other category.

The remaining 73.4% of the graduating class had plans implemented.*

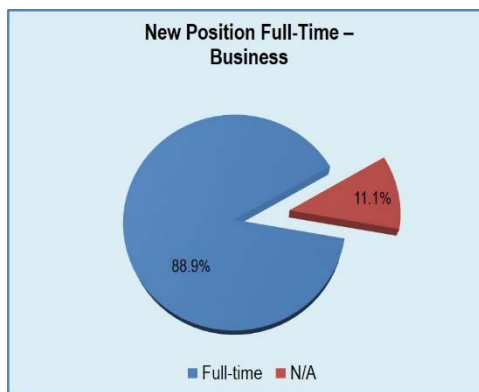
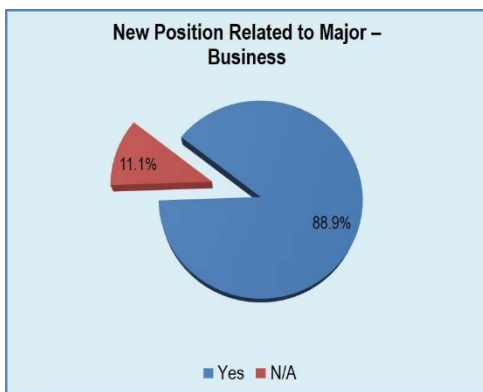


*May not equal 100 percent due to rounding

The chart to the right illustrates how new positions were secured. The top sources were Employer Website and National Job Board.

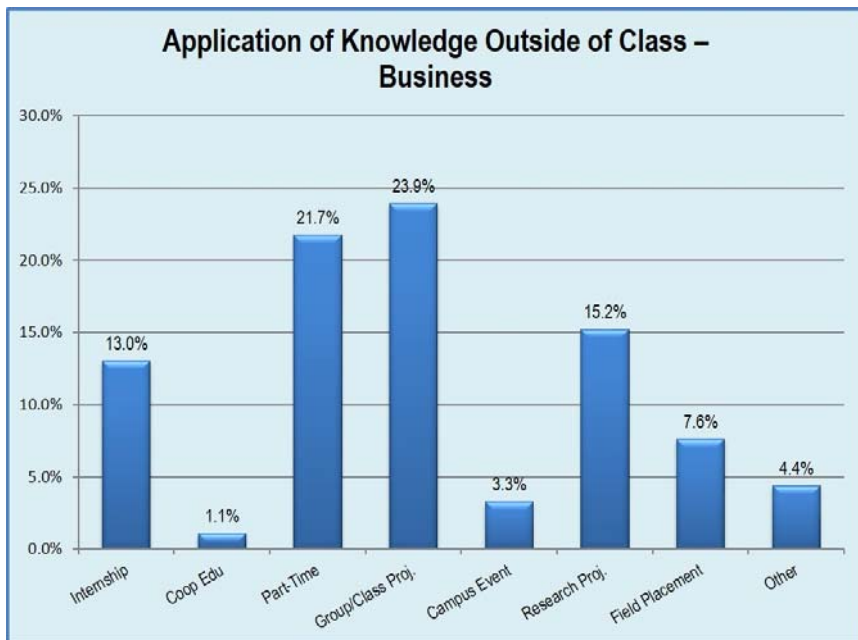
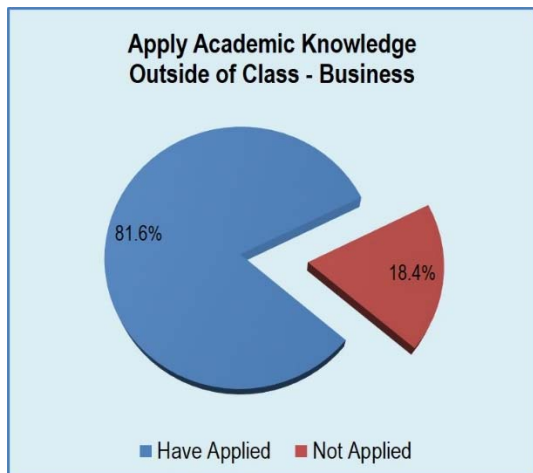


The charts below show that 16 respondents, or 88.9%, indicated their new position was related to their major, and 16 of the positions, or 88.9%, were full-time.



Application of Knowledge Outside of Class - BUS

Have you had the opportunity to apply your academic knowledge outside of class? Check all that apply. Forty (40) respondents, or 81.6%, applied their knowledge outside of class in one or more ways.



Employers for New Employment - BUS

Of the 16 reporting a Full-Time New Position as their primary plan, all listed the name of their employer:

Employer	Major	Number
247Sports	Accounting	1
Big Deal Music group	Information Systems	1
Chattanooga Sports Medicine and Orthopedics	Marketing	1
Coffee County Board of Education	Business Administration	1
Colorado State University	Information Systems	1
Hospital Corporation of America	Marketing	1
Houzz	Accounting	1
Kroger	Business Administration	1
Metro Nashville Public Schools	Management	1
Oak Ridge National Laboratory	Business Administration	1
Republic Finance	Finance: Insurance	1
Sarah Cannon	Business Administration	1
Spectrum Health Services	Business Administration	1
StoneCrest Medical Center	Management	1
Sun Hydraulics	Marketing	1
WXXV-TV	Information Systems	1
Total Job Offers Accepted		16

Location of New Employment - BUS

Of the 16 reporting a Full-Time New Position as their primary plan, 16 listed the location of their employment

- Antioch, TN
- Brentwood, TN
- Chattanooga, TN
- Fairbanks, AK
- Gulfport, MS
- Manchester, TN
- Murfreesboro, TN
- Nashville, TN (5)
- Oak Ridge, TN
- Sarasota, FL
- Smyrna, TN (2)

Salary Averages for New Employment - BUS

Of the 16 reporting a Full-Time New Position as their primary plan, 15 reported their salary. This is a breakdown by major for majors with 2 or more salaries reported:

Major: Concentration	College	Number	Mode	Minimum	Midpoint	Maximum	Average
Accounting	BUS	2	-	\$30,600	-	\$42,000	\$36,300
Business Administration	BUS	5	-	\$20,000	\$35,000	\$79,000	\$40,200
Information Systems	BUS	2	-	\$28,600	-	\$46,920	\$37,760
Management	BUS	2	-	\$43,000	-	\$43,680	\$43,340
Marketing	BUS	3	-	\$43,290	\$55,000	\$62,500	\$53,597

Graduate School - BUS

Of the 6 reporting Graduate & Professional School as their primary plan, 5 listed their program:

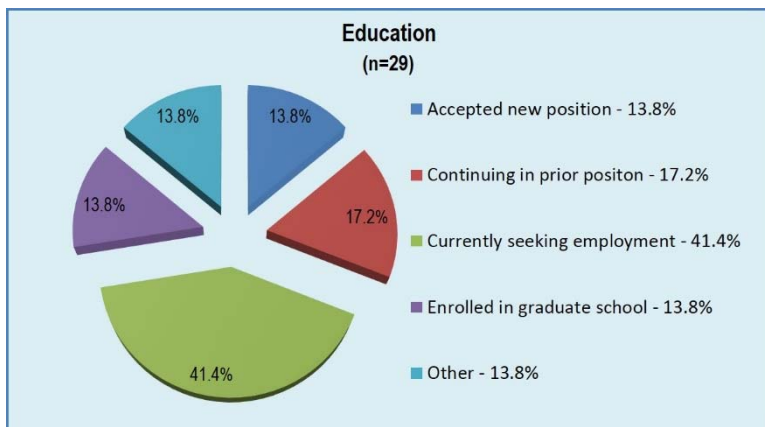
- Martin Gaines: Conducting
- Michigan State University: BioMolecular Sciences
- Middle Tennessee State University: Criminal Justice Administration
- Nashville School of Law: Law
- University of Kentucky: Veterinary Science

College of Education: Overview

This chart represents the primary plans for the upcoming year for bachelor degree recipients.

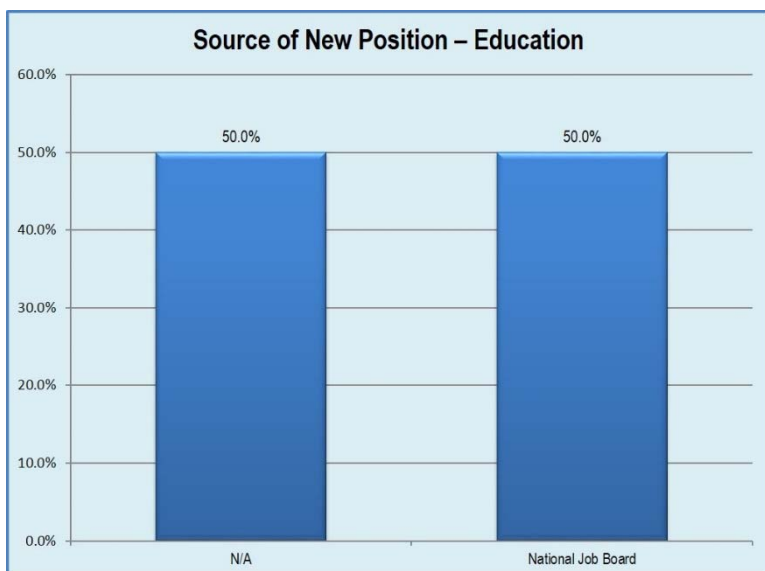
At the conclusion of the survey period, 41.4% were still seeking employment, and 13.8% selected the Other category.

The remaining 44.8% of the graduating class had plans implemented.*

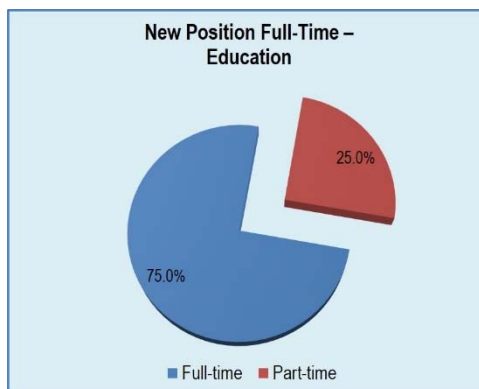
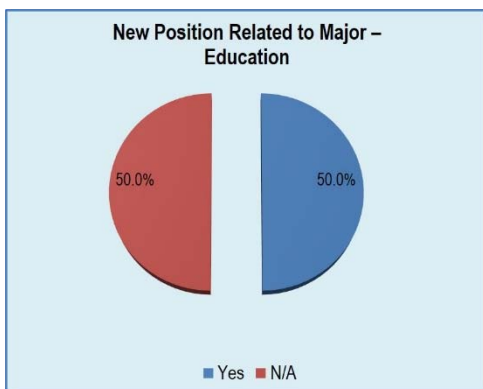


*May not equal 100 percent due to rounding

The chart to the right illustrates how new positions were secured.

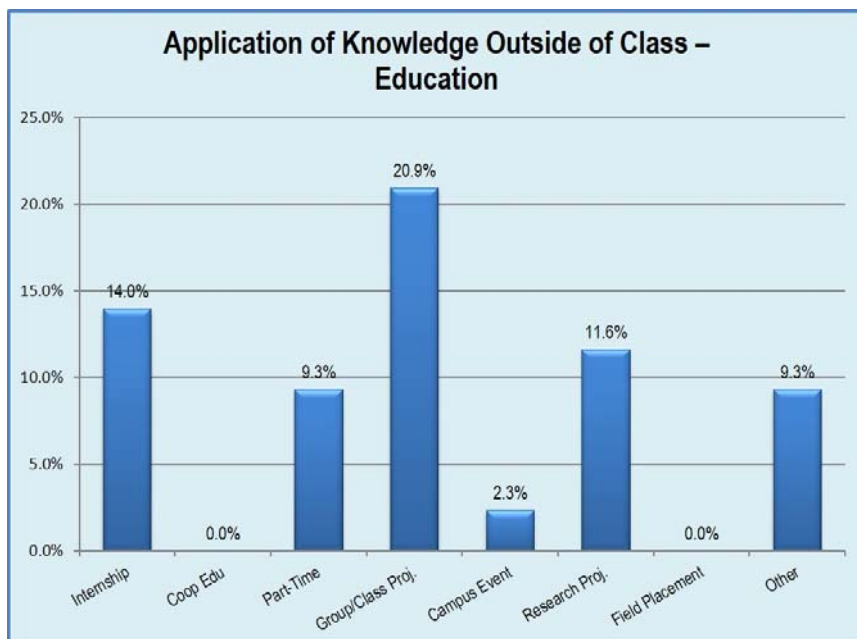
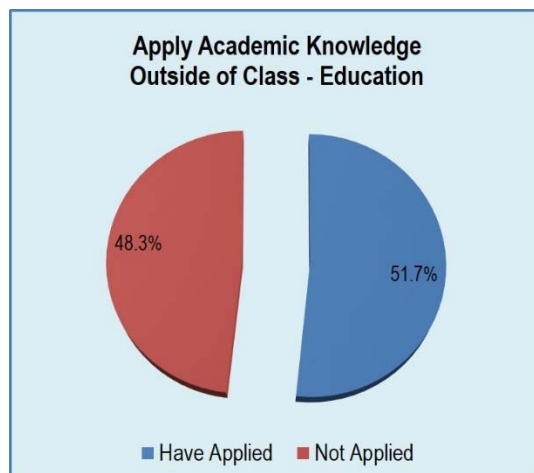


The charts below show that 2 respondents, or 50.0%, indicated their new position was related to their major, and 3 positions, or 80.0%, were full-time.



Application of Knowledge Outside of Class – EDU

Have you had the opportunity to apply your academic knowledge outside of class? Check all that apply. Fifteen (15) respondents, or 51.7%, applied their knowledge outside of class in one or more ways.



Employers for New Employment – EDU

Of the 3 reporting a Full-Time New Position as their primary plan, all listed the name of their employer:

Employer	Major	Number
Broadcast Music Inc.	Special Education	1
Parks Auction	Interdisciplinary Studies	1
SI Wireless	Special Education	1
Total Job Offers Accepted		3

Location of New Employment - EDU

Of the 3 reporting a Full-Time New Position as their primary plan, all listed the location of their employment:

- Murfreesboro, TN (2)
- Nashville, TN

Salary Averages for New Employment – EDU

Of the 3 reporting a Full-Time New Position as their primary plan, 2 reported their salary. This is a breakdown by major for majors with 2 or more salaries reported:

Major: Concentration	College	Number	Mode	Minimum	Midpoint	Maximum	Average
Special Education	EDU	2	-	\$31,000	-	\$34,000	\$32,500

Graduate School - EDU

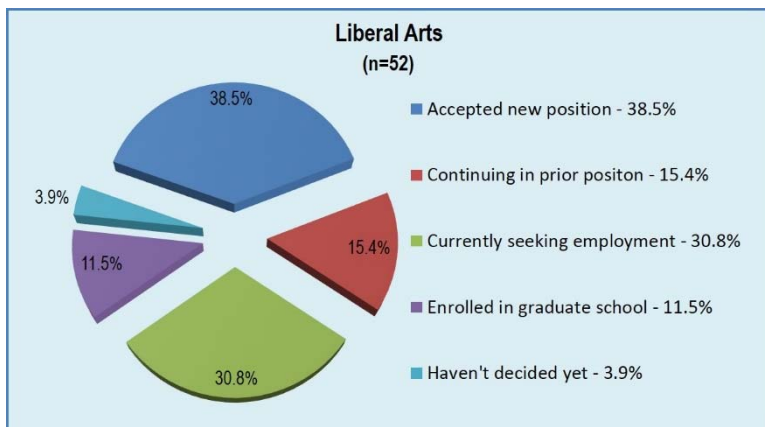
Of the 4 who reported Graduate & Professional School as their primary plan, none listed their program.

College of Liberal Arts: Overview

This chart represents the primary plans for the upcoming year for bachelor degree recipients.

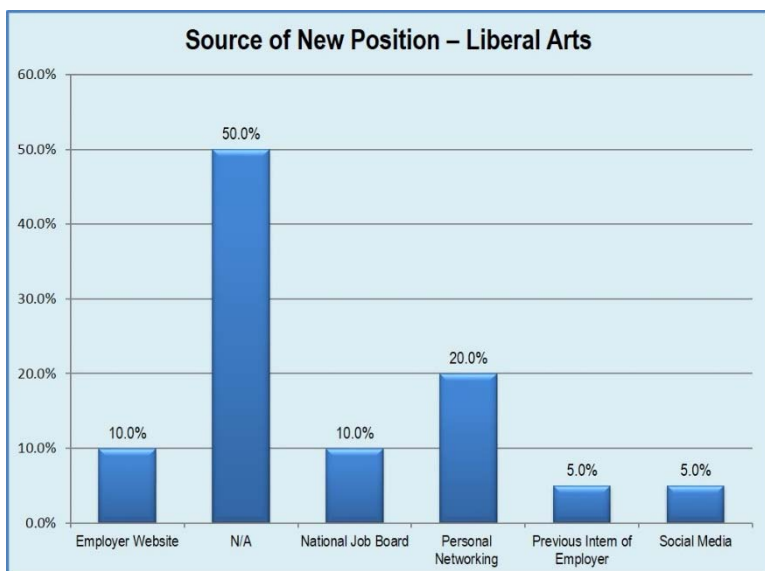
At the conclusion of the survey period, 30.8% were still seeking employment, and 3.9% had yet to decide on a plan.

The remaining 65.3% of the graduating class had plans implemented.*

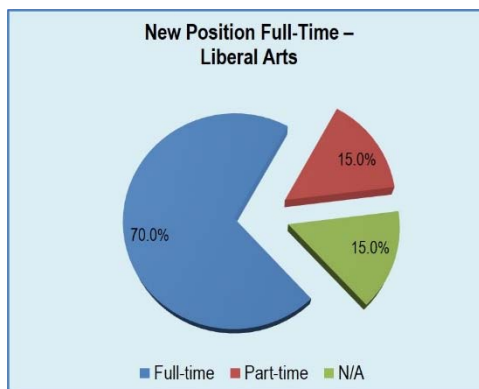
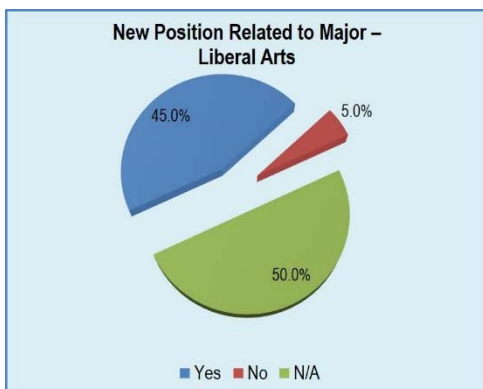


*May not equal 100 percent due to rounding

The chart to the right illustrates how new positions were secured.

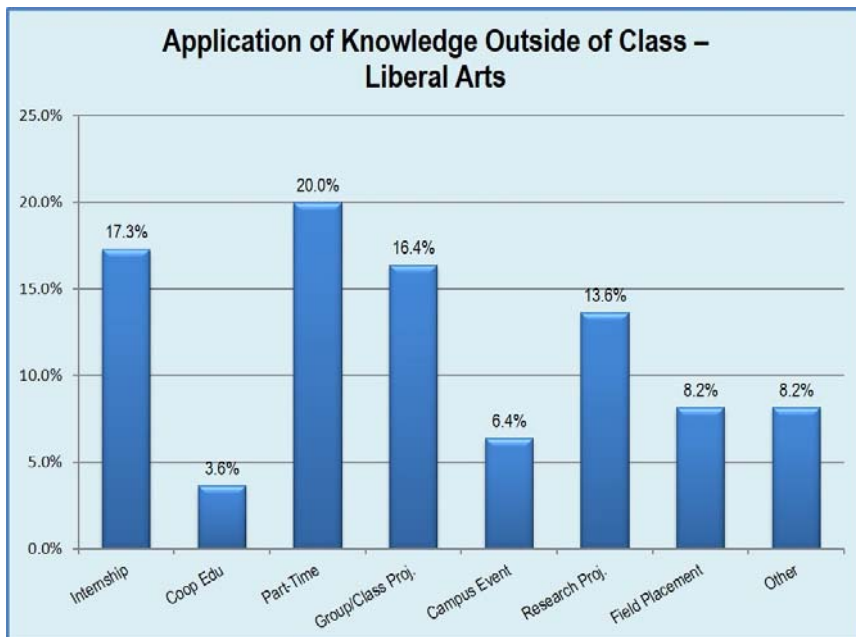
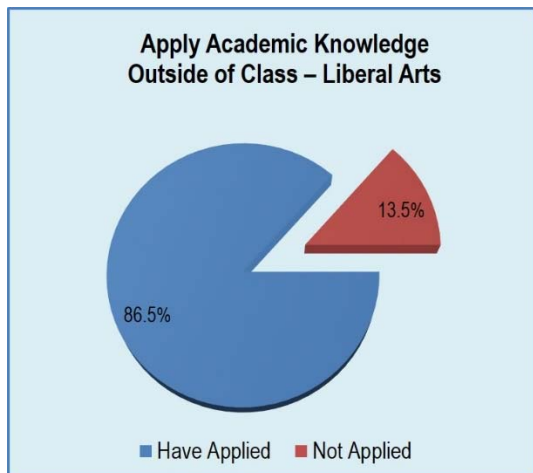


The charts below show that 9 respondents, or 45.0%, indicated their new position was related to their major, and 14 of the positions, or 70.0%, were full-time.



Application of Knowledge Outside of Class – LA

Have you had the opportunity to apply your academic knowledge outside of class? Check all that apply. Forty-five (45) respondents, or 86.5%, applied their knowledge outside of class in one or more ways.



Employers for New Employment – LA

Of the 14 reporting a Full-Time New Position as their primary plan, 12 listed the name of their employer:

Employer	Major	Number
Abel McCallister Designs	Theatre	1
Cargill	Theatre	1
Christiana Elementary School	Organizational Communications	1
Cigna	English	1
General Mills	English	1
GS&F	Theatre	1
Hospital Corporation of America	Political Science	1
Kimpton Hotels	Theatre	1
Tennessee Department of Health	Organizational Communications	1
Total Quality Logistics	Global Studies	1
Total Quality Logistics	International Relations	1
Vanderbilt University Medical Center	Organizational Communications	1
Total Job Offers Accepted		12

Location of New Employment – LA

Of the 14 reporting a Full-Time New Position as their primary plan, 13 listed the location of their employment:

- Christiana, TN
- Columbus, OH
- Elk River, MN
- Hermitage, TN
- Memphis, TN (2)
- Murfreesboro, TN
- Nashville, TN (6)

Salary Averages for New Employment – LA

Of the 14 reporting a Full-Time New Position as their primary plan, 12 reported their salary. The following is a breakdown by major for majors with 2 or more salaries reported:

Major: Concentration	College	Number	Mode	Minimum	Midpoint	Maximum	Average
English	LA	2	-	\$35,000	-	\$41,925	\$38,463
Organizational Communications	LA	2	-	\$39,800	-	\$40,000	\$39,900
Theatre	LA	5	-	\$30,600	\$35,000	\$40,800	\$35,880

Graduate School – LA

Of the 6 reporting a Graduate & Professional School as their primary plan, 1 listed their program:

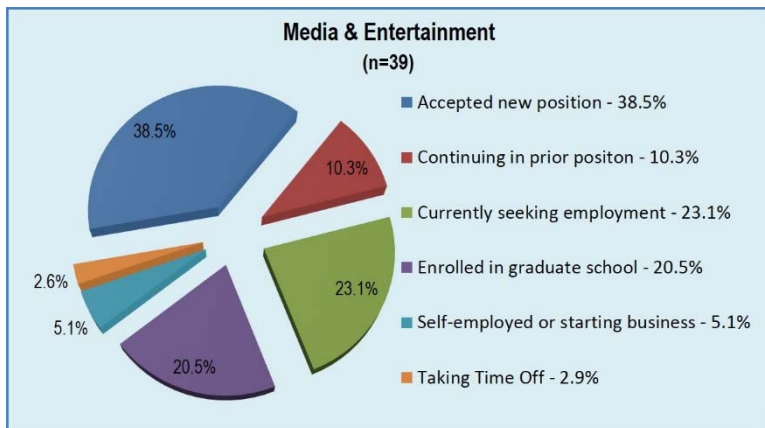
- Middle Tennessee State University: Leisure and Sports Management

College of Media & Entertainment: Overview

This chart represents the primary plans for the upcoming year for bachelor degree recipients.

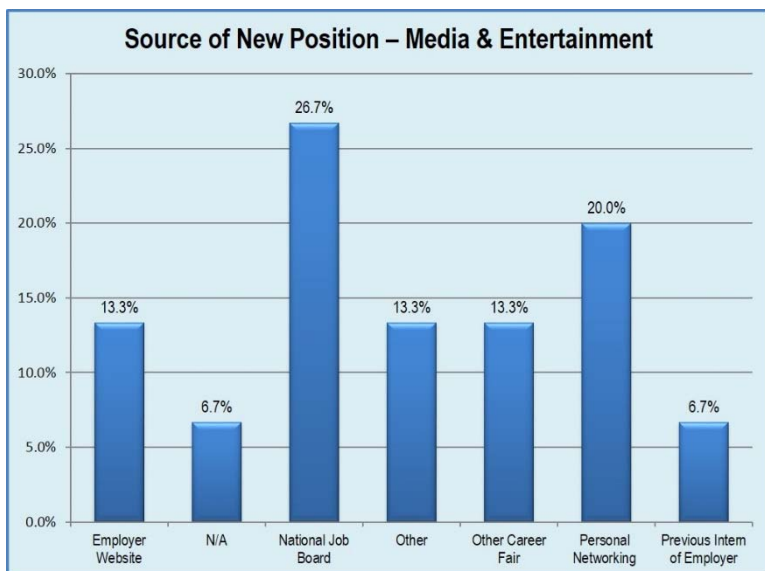
At the conclusion of the survey period, 23.1% were still seeking employment.

The remaining 76.9% of the graduating class had plans implemented.*

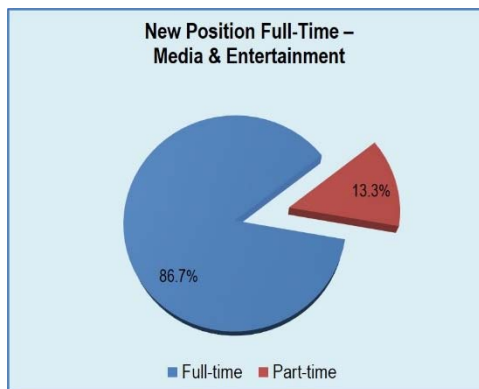
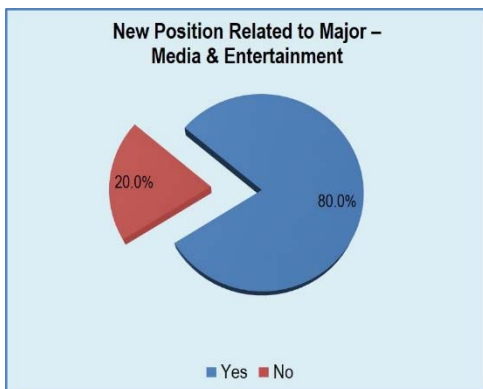


*May not equal 100 percent due to rounding

The chart to the right illustrates how new positions were secured. The top sources were National Job Board and Personal Networking.

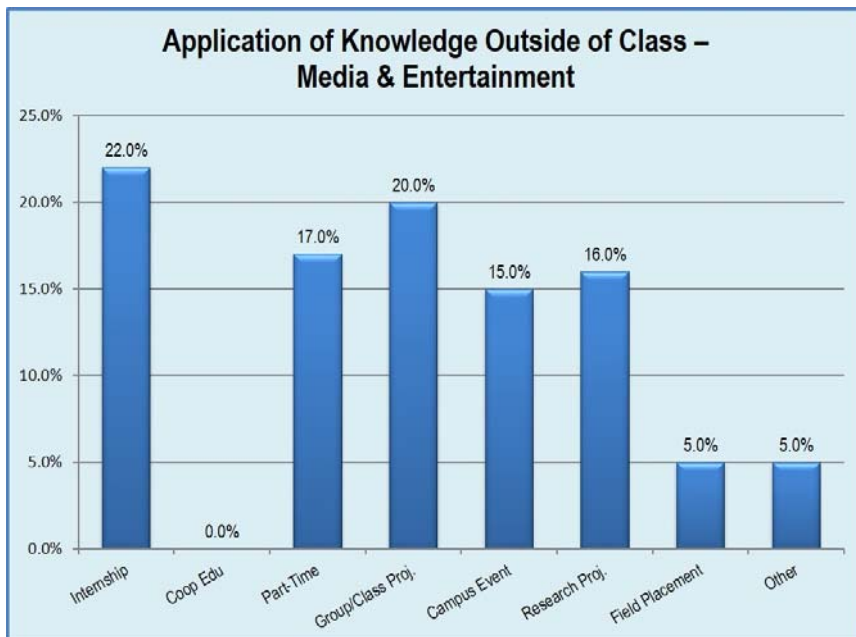
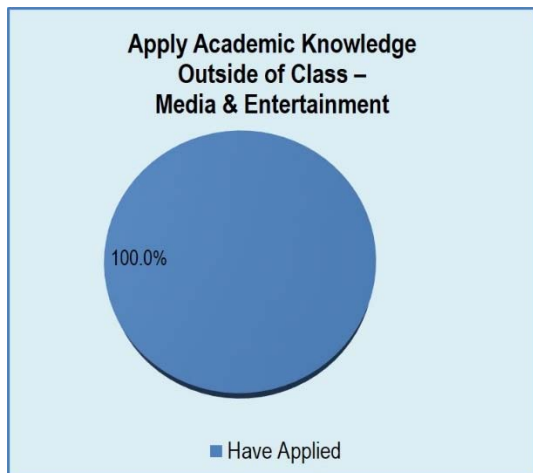


The charts below show that 12 respondents, or 80.0%, indicated their new position was related to their major, and 13 of the positions, or 86.7%, were full-time.



Application of Knowledge Outside of Class – ME

Have you had the opportunity to apply your academic knowledge outside of class? Check all that apply. Thirty-nine (39) respondents, or 100.0%, applied their knowledge outside of class in one or more ways.



Employers for New Employment – ME

Of the 13 reporting a Full-Time New Position as their primary plan, all listed the name of their employer:

Employer	Major	Number
Brookdale Senior Living	Recording Industry: Music Business	1
Capital One	Recording Industry: Audio Production	1
Community Health Systems	Mass Communication: Photography	1
Department of Health	Recording Industry: Music Business	1
Eventbrite	Mass Communication: Public Relations	1
Federal Aviation Administration	Mass Communication: Media Mgmt.	1
FR Drake Co	Mass Communication: Public Relations	1
Newell Brands	Recording Industry: Music Business	1
Service Source	Recording Industry: Music Business	1
Tennova	Mass Communication: Journalism	1
University of Mississippi	Recording Industry: Music Business	1
Vanderbilt	Recording Industry: Music Business	1
Wilson County Board of Education	Recording Industry: Music Business	1
Total Job Offers Accepted		13

Location of New Employment – ME

Of the 13 reporting a Full-Time New Position as their primary plan, 12 listed the location of their employment:

- Boca Raton, FL
- Franklin, TN (2)
- Hamilton, GA
- Mt. Juliet, TN
- Nashville, TN (3)
- Oxford, MS
- Plano, TX
- Tullahoma, TN
- Waynesboro, VA

Salary Averages for New Employment – ME

Of the 13 reporting a Full-Time New Position as their primary plan, 10 listed their salary. The following is a breakdown by major for majors with 2 or more salaries:

Major: Concentration	College	Number	Mode	Minimum	Midpoint	Maximum	Average
Mass Comm: Public Relations	ME	2	-	\$30,000	-	\$70,000	\$50,000
Recording Industry: Music Business	ME	4	\$40,000	\$39,000	\$40,000	\$51,000	\$42,500

Graduate School – ME

Of the 8 reporting a Graduate & Professional School as their primary plan, all listed their program:

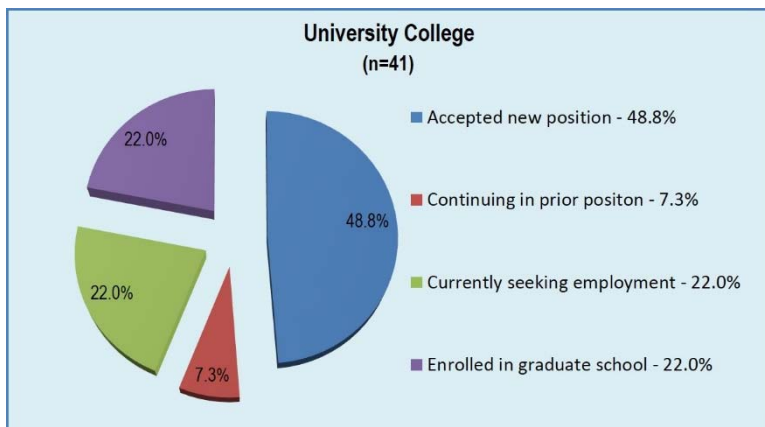
- Auburn University: Speech Language Pathology
- Memphis School of Law: Juris Doctor
- Middle Tennessee State University: Finance
- Middle Tennessee State University: International Affairs
- Southern College of Optometry
- University of Florida: Agronomy
- University of Tennessee: EBIP Social Work
- Vanderbilt University Medical Center: Dietetics

University College: Overview

This chart represents the primary plans for the upcoming year for bachelor degree recipients.

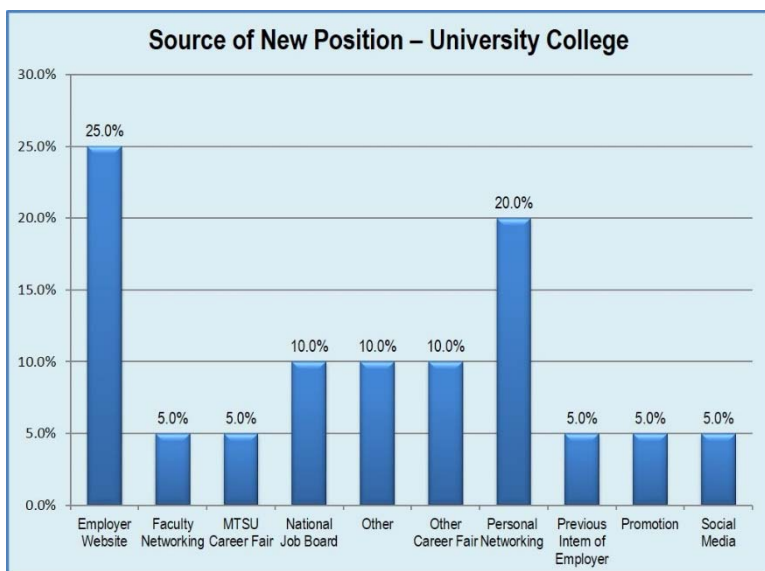
At the conclusion of the survey period, 22.0% were still seeking employment.

The remaining 78.0% of the graduating class had plans implemented.*

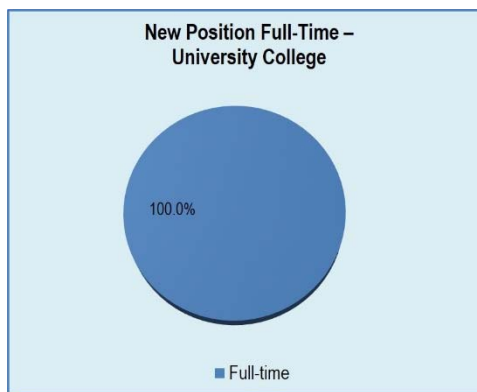
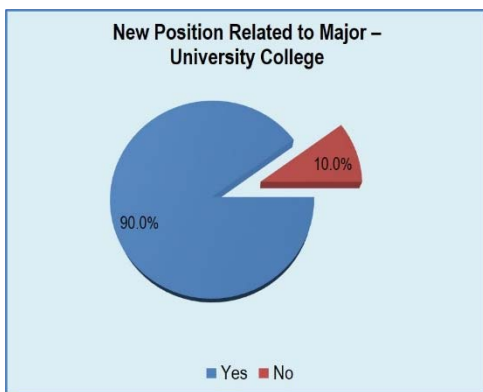


*May not equal 100 percent due to rounding

The chart to the right illustrates how new positions were secured. The top sources were Employer Website and Personal Networking.

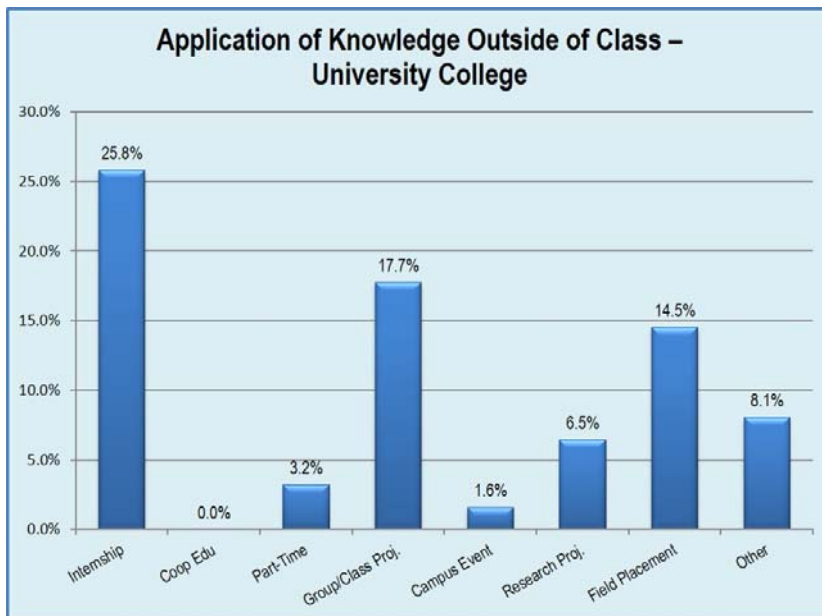
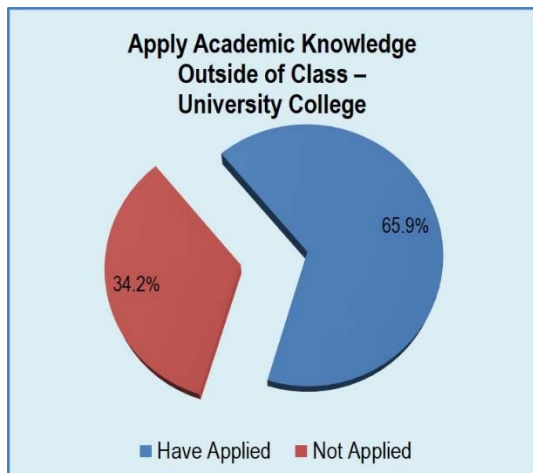


The charts below show that 18 respondents, or 90.0%, indicated their new position was related to their major, and 20 of the positions, or 100.0%, were full-time.



Application of Knowledge Outside of Class - UC

Have you had the opportunity to apply your academic knowledge outside of class? Check all that apply. Twenty-seven (27) respondents, or 65.9%, applied their knowledge outside of class in one or more ways.



Employers for New Employment - UC

Of the 20 reporting a Full-Time New Position as their primary plan, 19 listed the name of their employer:

Employer	Major	Number
Blue Cross Blue Shield of Tennessee	Professional Studies (RODP)	1
CAT Financial	Liberal Studies (RODP)	1
Collaboration Studio	Professional Studies (RODP)	1
Collaborative Studio	Liberal Arts (University Studies)	1
Collaborative Studio	Liberal Studies (RODP)	1
Colorado State University	Liberal Studies (RODP)	1
Department of Children's Services	Liberal Arts (University Studies)	1
Eventbrite Inc.	Integrated Studies	1
LifeWay Christian Resources	Liberal Arts (University Studies)	1
Marshall County School Board	Liberal Studies (RODP)	1
Metro Nashville Public Schools	Liberal Studies (RODP)	1
Navihealth	Liberal Studies (RODP)	1
Optum	Liberal Studies (RODP)	1
Purdue University	Liberal Studies (RODP)	1
Stewarts Creek High School	University Studies	1
Sumner County Board of Education	Liberal Studies (RODP)	1
The State of Tennessee	Liberal Studies (RODP)	1
Universal Logistics	Liberal Studies (RODP)	1
Vanderbilt Psychiatric	Liberal Studies (RODP)	1
Total Job Offers Accepted		19

Location of New Employment – UC

Of the 20 reporting a Full-Time New Position as their primary plan, all listed the location of their employment:

- Brentwood, TN
- Chattanooga, TN
- Fairbanks, AK
- Franklin, TN
- Lewisburg, TN
- Murfreesboro, TN
- Nashville, TN (10)
- Smyrna, TN (2)
- West Lafayette, IN
- White House, TN

Salary Averages for New Employment – UC

Of the 20 reporting a Full-Time New Position as their primary plan, 17 reported their salary. The following is a breakdown by major for majors with 2 or more salaries reported:

Major: Concentration	College	Number	Mode	Minimum	Midpoint	Maximum	Average
Liberal Arts (University Studies)	UC	3	-	\$31,000	\$38,000	\$39,000	\$36,000
Liberal Studies	UC	10	-	\$25,806	\$38,950	\$69,001	\$42,427
Professional Studies	UC	2	-	\$29,250	-	\$39,000	\$34,125

Graduate School – UC

Of the 9 reporting a Graduate & Professional School as their primary plan, all listed their program:

- Middle Tennessee State University: Computer Information Systems
- Middle Tennessee State University: Security and Assurance
- Nova Southeastern University: Clinical Psychology (2)
- Trevecca Nazarene University: Management and Leadership
- University of Kentucky: Veterinary Science
- University of Tennessee - Knoxville: Law (2)
- Walters State Community College: Nursing

Salary Breakdown by Major

Of the 118 reporting a Full-Time New Position as a primary plan, 104 reported their salary. The following is a breakdown by major and college for majors with 2 or more salaries reported:

Major: Concentration	College	Number	Mode	Minimum	Midpoint	Maximum	Average
Accounting	BUS	2	-	\$30,600	-	\$42,000	\$36,300
Aerospace: Pro Pilot	BAS	2	-	\$31,250	-	\$47,000	\$39,125
Biology	BAS	6	\$40,000	\$28,600	\$39,000	\$42,000	\$36,433
Business Administration	BUS	5	-	\$20,000	\$35,000	\$79,000	\$40,200
Computer Science	BAS	3	-	\$36,500	\$43,300	\$63,000	\$47,600
Criminal Justice Administration	BHS	3	-	\$32,000	\$35,360	\$38,000	\$35,120
English	LA	2	-	\$35,000	-	\$41,925	\$38,463
Exercise Science	BHS	2	-	\$38,207	-	\$41,300	\$39,754
Industrial/Organizational Psychology	BHS	2	-	\$38,200	-	\$43,290	\$40,745
Information Systems	BUS	2	-	\$28,600	-	\$46,920	\$37,760
Liberal Arts (University Studies)	UC	3	-	\$31,000	\$38,000	\$39,000	\$36,000
Liberal Studies	UC	10	-	\$25,806	\$38,950	\$69,001	\$42,427
Management	BUS	2	-	\$43,000	-	\$43,680	\$43,340

Major: Concentration	College	Number	Mode	Minimum	Midpoint	Maximum	Average
Marketing	BUS	3	-	\$43,290	\$55,000	\$62,500	\$53,597
Mass Comm: Public Relations	ME	2	-	\$30,000	-	\$70,000	\$50,000
Nursing	BHS	4	-	\$30,000	\$41,677	\$68,000	\$45,338
Nutrition and Food Science	BHS	2	-	\$37,000	-	\$50,000	\$43,500
Organizational Communications	LA	2	-	\$39,800	-	\$40,000	\$39,900
Professional Studies	UC	2	-	\$29,250	-	\$39,000	\$34,125
Psychology	BHS	7	-	\$32,000	\$40,000	\$82,000	\$48,177
Recording Industry: Music Business	ME	4	\$40,000	\$39,000	\$40,000	\$51,000	\$42,500
Social Work	BHS	3	-	\$34,000	\$51,585	\$85,000	\$56,862
Special Education	EDU	2	-	\$31,000	-	\$34,000	\$32,500
Theatre	LA	5	-	\$30,600	\$35,000	\$40,800	\$35,880

Graduate Degree Results

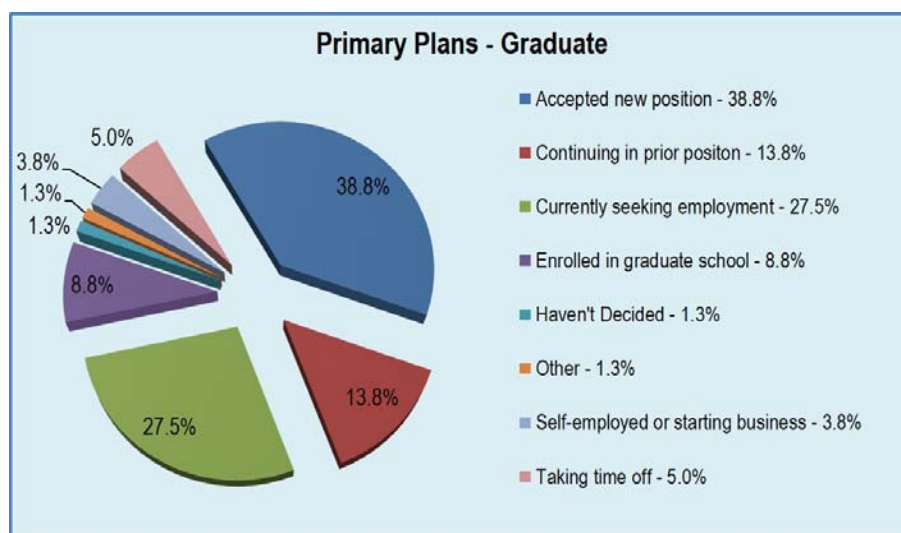
A total of 79 graduate degree majors responded to the survey out of 371 majors for an overall response rate of 21.3%.

College	1DS Responses	Grad. Degrees	Response Rate
Basic and Applied Science	8	57	14.0%
Behavioral and Health Sciences	13	47	27.7%
Business	21	84	25.0%
Education	24	101	23.8%
Liberal Arts	11	48	22.9%
Media & Entertainment	1	6	16.7%
University College	1	28	3.6%
Total Graduate Degrees	79	371	21.3%

This chart represents the primary plans for the upcoming year for graduate degree recipients.

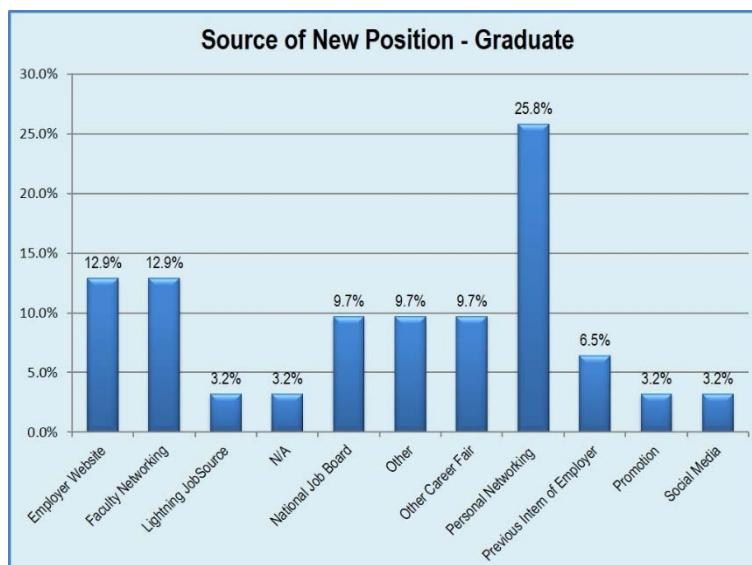
At the conclusion of the survey period, 27.5% were seeking employment. Another 1.3% had yet to decide on a plan; and 1.3% selected the Other category.

The remaining 69.9% of graduate degree recipients had plans implemented.*

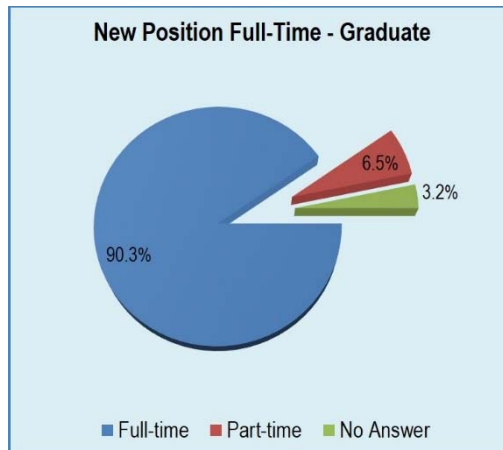
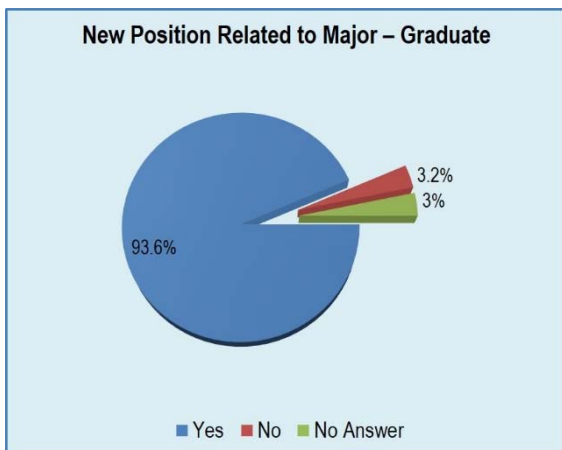


* May not equal 100 percent due to rounding

The chart to the right illustrates how the new positions were obtained. The top sources were Personal Networking, Employer Website, and Faculty Networking.

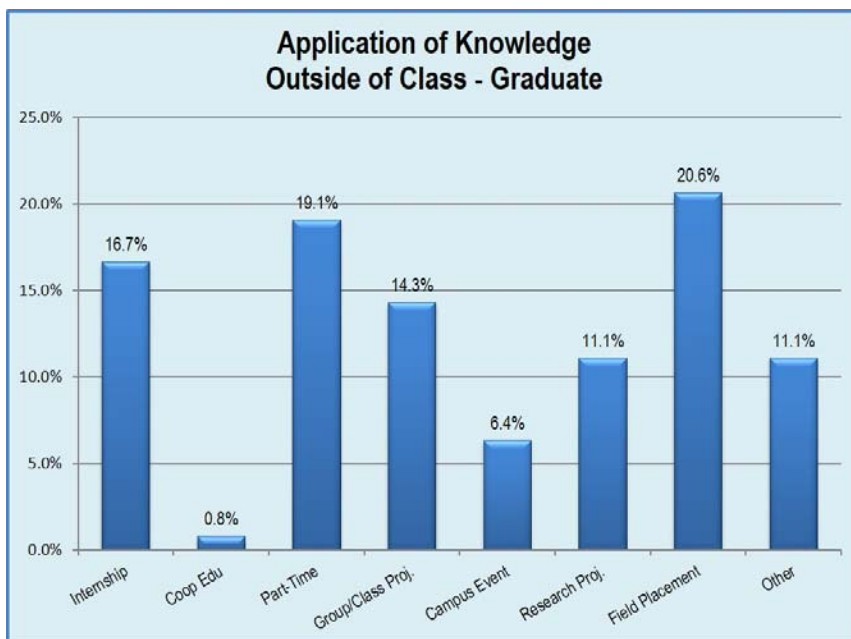
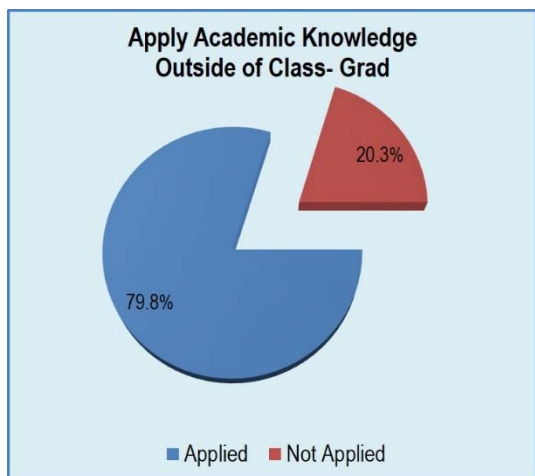


The charts below show that 93.6% indicated their new position was related to their major and 90.3% of the positions were full-time.



Application of Knowledge Outside of Class

Have you had the opportunity to apply your academic knowledge outside of class? Check all that apply. Respondents were able to select as many as applied to their situation. Sixty-three (63) respondents, or 79.8%, applied their knowledge outside of class in one or more ways.



Employers

Of the 28 reporting a Full-Time New Position as their primary plan, 25 listed the name of their employer:

Employer	Major	Number
Bedford County	Business Administration	1
Bedford County Board of Education	Professional Counseling (Masters)	1
Blackman High School	Information Systems	1
Capital One	Administration and Supervision (Masters - Specialist)	1
DCI	Administration and Supervision (Masters - Specialist)	1
Department of Children Services	Social Work	1
Federal Aviation Administration	Administration and Supervision (Masters - Specialist)	1
Game Creek Video	Nursing	1
Infiniti Motor Corporation	Aviation Administration (Masters)	1
Liberty National Life Insurance Company	Nursing	1
Metro Nashville Public Schools	Curriculum and Instruction (Masters - Specialist)	1
Middle Tennessee State University	Social Work	1
Northeast Community College	Nursing	1
Precision Crystal	Literacy Studies (Ph.D)	1
Razor & Tie	Professional Counseling (Masters)	1
Rutherford County	Management	1
Rutherford County Board of Education	Business Administration	1
Rutherford County Board of Education	Professional Studies (RODP)	1
St. Thomas Midtown	History	1
Superior Concrete Materials	Social Work	1
The Job Shoppe	Management	1
The Prizery	Professional Science (Masters)	1
Vanderbilt	Professional Counseling (Masters)	1
Vanderbilt University Medical Center	International Affairs (Masters)	1
Williamson County Board of Education	Horse Science (Masters)	1
Total New Employment Acceptances		25

Location

Of the 28 reporting a Full-Time New Position as their primary plan, 26 listed the location of their employment:

- Bartlett, TN
- Brentwood, TN (2)
- Columbia, TN
- Greensboro, NC
- Hudson, NH
- Murfreesboro, TN (5)
- Nashville, TN (8)
- Norfolk, NE
- Oklahoma City, OK
- Plano, TX
- Shelbyville, TN
- South Boston, VA
- Unionville, TN
- Washington D.C.

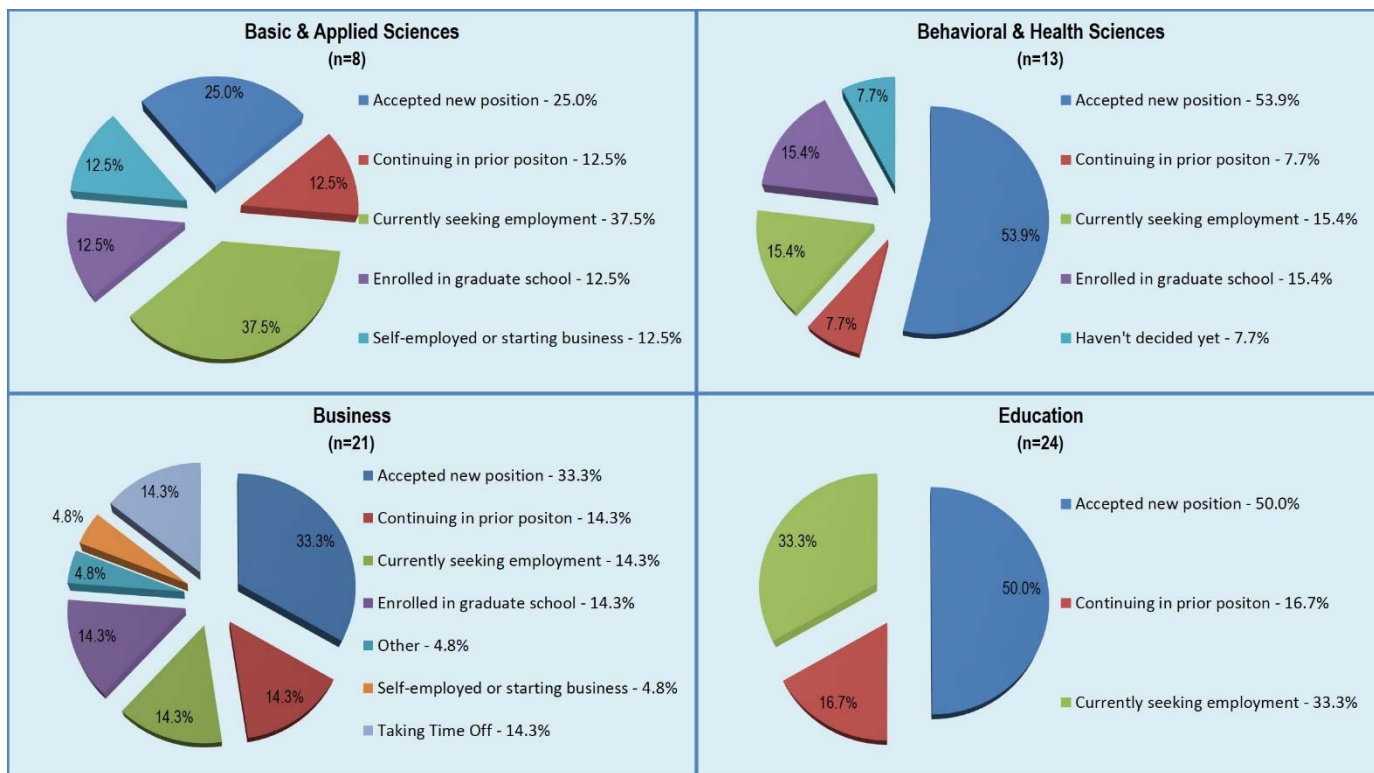
Salary Averages

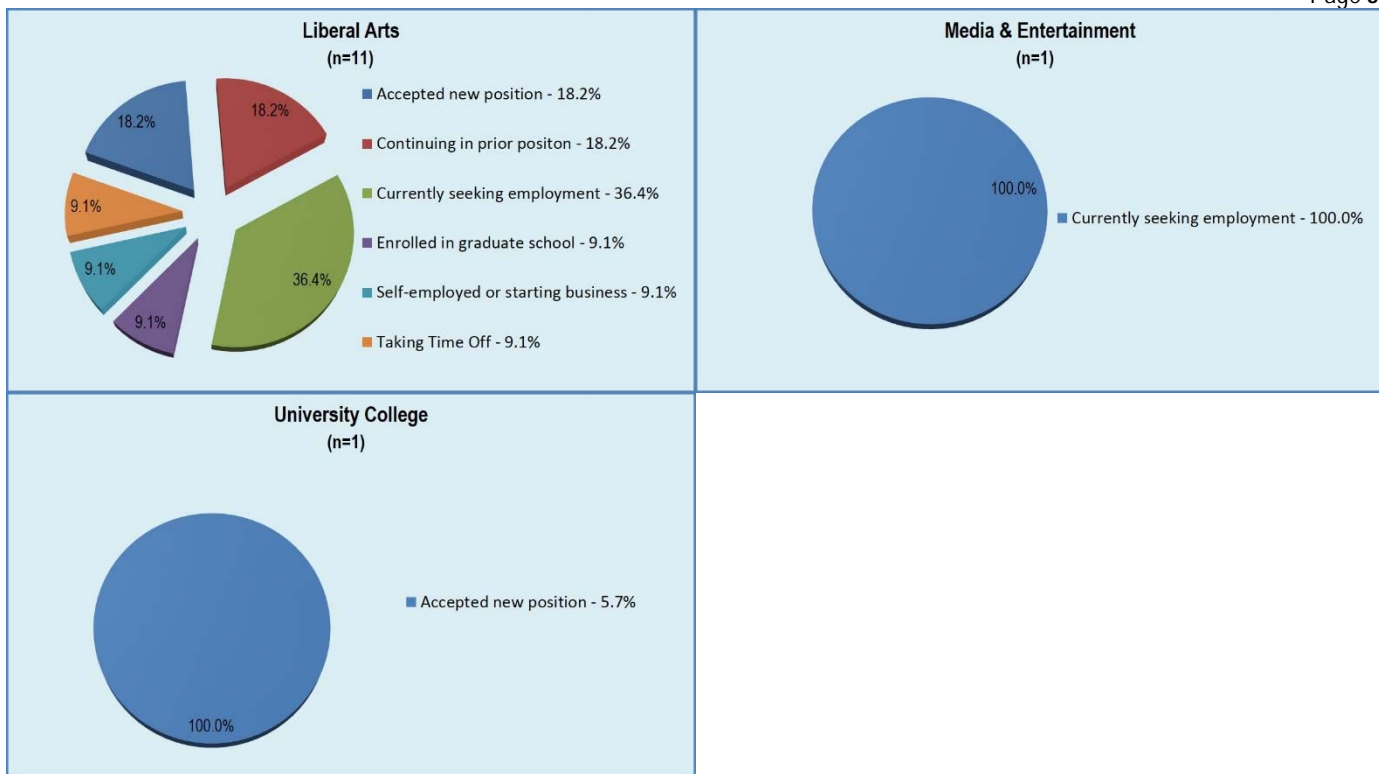
Of the 28 reporting a Full-Time New Position as a primary plan, 23 reported their salary.

- Range: \$20,000 to \$85,000
- Midpoint: \$37,000
- Average: \$40,024
- Mode: \$30,000

Primary Plans by College

The following is a breakdown of Primary Plans by College for Graduate Majors.





Salary Breakdown by Major

Of the 28 reporting a Full-Time New Position as a primary plan, 23 reported their salary. The following is a breakdown by major and college for majors with 2 or more salaries reported:

Major: Concentration	College	Number	Mode	Minimum	Midpoint	Maximum	Average
Administration and Supervision	EDU	2	-	\$36,000	-	\$85,000	\$60,500
Business Administration	BUS	2	-	\$36,495	-	\$38,000	\$37,248
Management	BUS	2	-	\$32,500	-	\$36,000	\$34,250
Nursing	BHS	3	-	\$20,000	\$35,000	\$39,000	\$31,333
Professional Counseling	EDU	3	-	\$30,000	\$36,700	\$45,000	\$37,233
Social Work	BHS	3	-	\$30,000	\$32,000	\$70,000	\$44,000